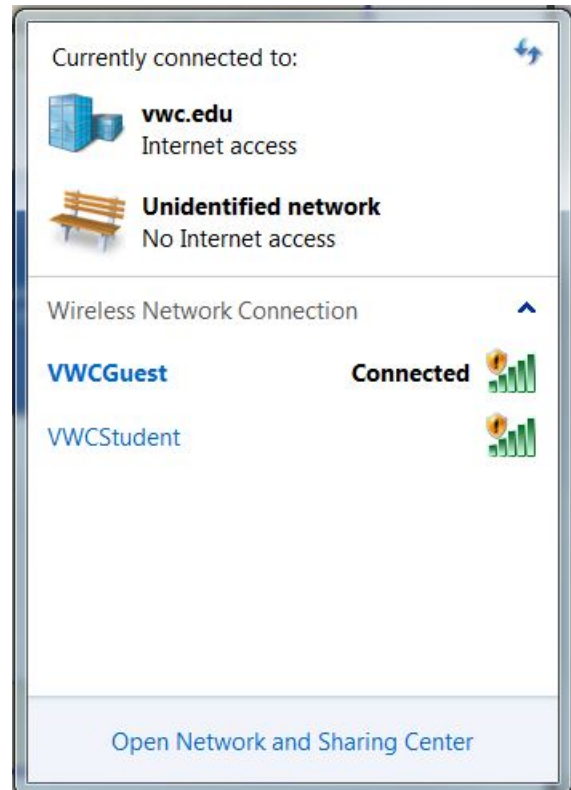


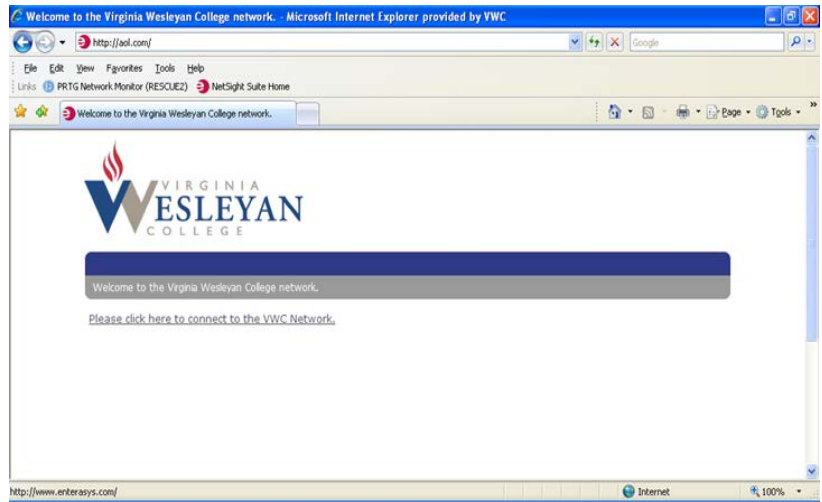
Virginia Wesleyan College Guest Wireless Access

Virginia Wesleyan College offers free guest **wireless access**. The following are basic instructions that will give you access to our guest wireless network. Each device you put on the guest wireless must be separately scanned and registered.

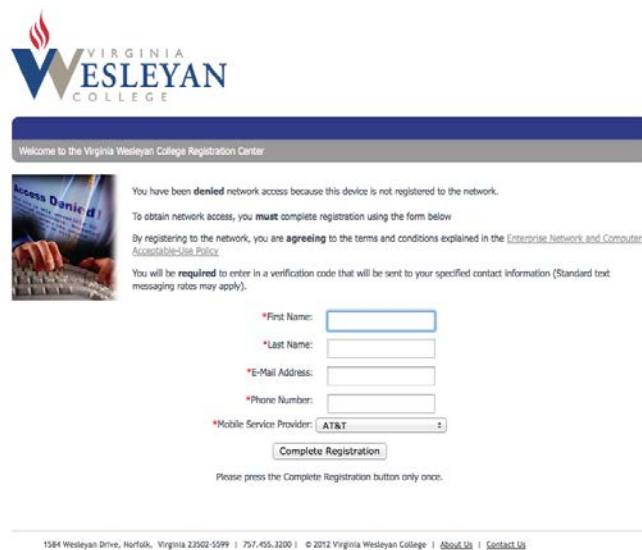
- 1) Make sure you are connected to **VWCGuest** wireless.



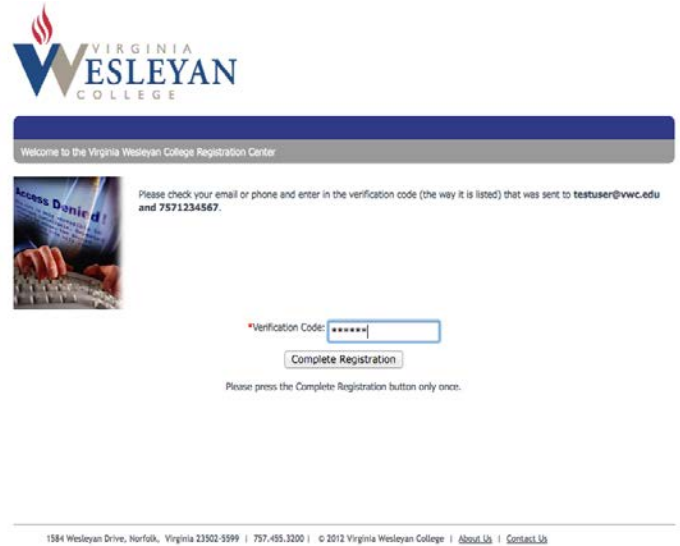
2) Use the web browser of your choice and click the link to connect.



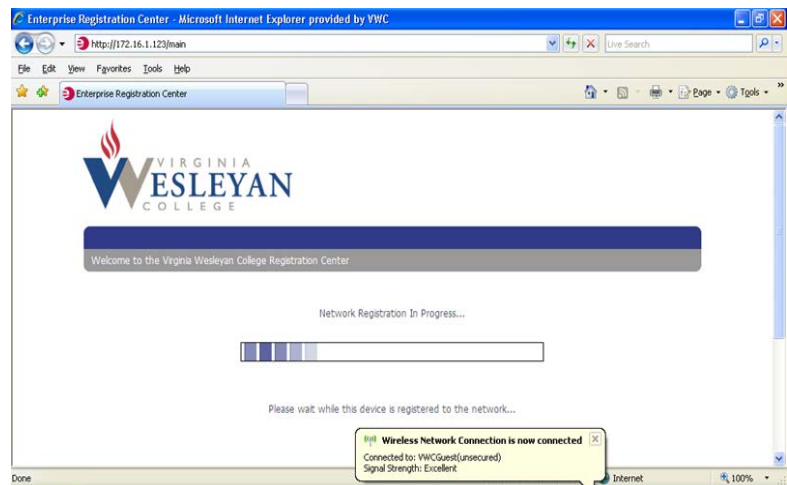
3) Enter your **first** and **last name**, a **valid email address**, **10-digit cell phone number**, and select your cell phone provider.



4) A text will be sent to your phone with a **verification code**. You must enter the verification code the way it is listed using upper and lower case if necessary. Click on the **Complete Registration** button *only once*.



5) Your system will be scanned to ensure that you have antivirus installed and register your device on our system. Once the scan has been completed, you will be granted internet access on the *VWC Guest wireless* network. VWC Guest wireless access is valid for **24-hours**. If you need access for more than 24-hours, you can reregister your device by following these instructions.



Please contact the **VWC Computer Services Help Desk** at **757-455-3111 (option #2)**, or send an email to helpdesk@vwc.edu for assistance.