

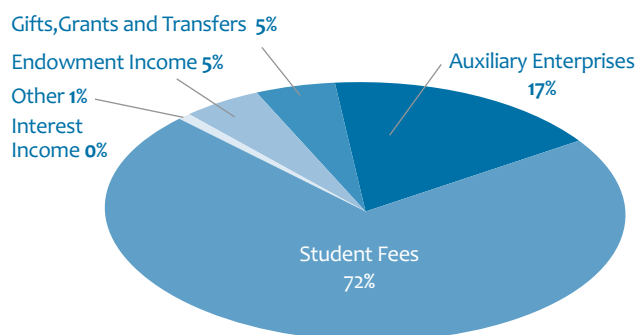
OPERATING STATEMENT OF REVENUE AND EXPENDITURES

for the 12 month period ending June 30, 2010

REVENUES AND TRANSFERS

Student Fees	\$ 32,236,378
Auxiliary Enterprises	7,499,494
Gifts, Grants and Transfers	2,226,271
Endowment Income	2,294,584
Interest Income	47,251
Other	371,307

Total Revenues and Transfers **\$ 44,675,285**

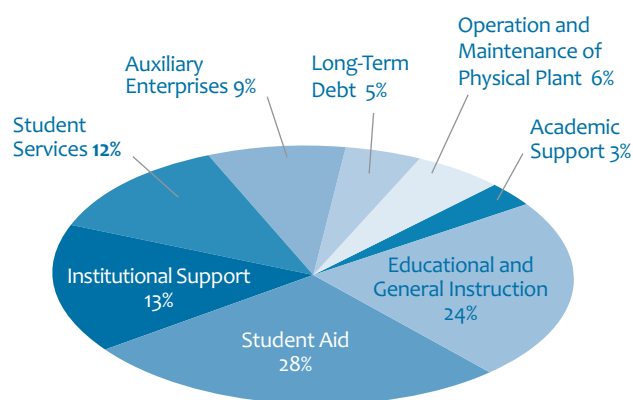


EXPENDITURES

Instruction	\$ 10,554,175
Student Aid	12,676,640
Institutional Support	5,644,401
Student Services	5,357,257
Auxiliary Enterprises	4,176,303
Long-Term Debt	2,261,635
Operation and Maintenance of Physical Plant	2,679,778
Academic Support	1,283,947

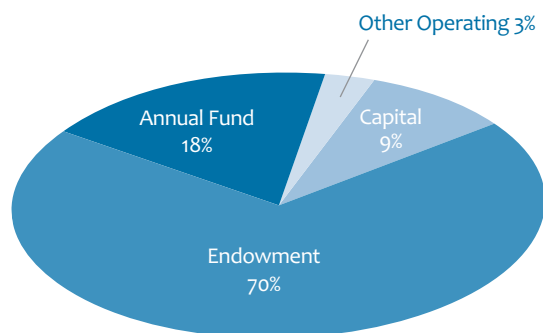
Total Expenditures **\$ 44,633,990**

Net Excess of Revenues Over Expenditures **\$ 41,295**



SUMMARY OF CONTRIBUTIONS

Annual Fund	\$ 1,329,954
Other Operating	324,544
Capital	988,939
Endowment	7,410,830
Total	\$ 10,054,267



VALUE OF ENDOWMENT *(as of June 30)*

2004	\$36,124,000
2005	\$39,385,000
2006	\$45,557,000
2007	\$52,757,000
2008	\$52,148,000
2009	\$38,225,000
2010	\$47,015,000

